

# SuniSAFE Work Health & Safety (WHS) Student Induction

# Agenda

- Why do we have a WHS Student Induction
- Occupational Health & Safety Act 2004
- Evacuation Procedure
- Lockdown Procedure
- First Aid
- Student Code of Conduct and Student Support Services
- Designated smoking and vaping areas
- Traffic Safety
- Authorised areas
- Personal Protective Equipment
- Chemical Safety
- Ergonomics
- Cameras on campus
- Excursions and Workplace visits
- Specific study area inductions

# Why do we have a WHS Student Induction

The health and safety of our students, staff and visitors is very important to us.

All enrolled students can contribute to a safe learning environment.

## **You can help this by:**

- Informing your teacher if you have an illness/condition (i.e. Asthma, anaphylaxis)
- Follow Student Policy and Procedures
- If you are unsure about an activity or process or can not do something safely on your own, ask for help
- Ensure you have been inducted on how to use equipment and follow standard operating procedures (SOP's)
- Take action and notify your teacher of any hazards, incidents or near misses

## **Note**

While WHS is an acronym for Work Health and Safety and OHS stands for Occupational Health and Safety, both describe the safety of individuals in a worksite.



# Occupational Health & Safety Act 2004

## **Who the OHS Act protects**

The OHS Act seeks to protect the health, safety and welfare of employees and other people at work. It also aims to ensure that the health and safety of the public is not put at risk by work activities.

## **Section 32 – Duty not to recklessly endanger persons at workplaces**

A person who, without lawful excuse, recklessly engages in conduct that places or may place another person who is at a workplace, in danger of serious injury, is in breach of the Act.

## **What does Section 32 mean for you?**

- Take reasonable care for their own health and safety
- Take reasonable care for the health and safety of others who may be affected by their acts or omissions
- Cooperate with anything the employer does to comply with OHS requirements
- Not 'intentionally or recklessly interfere with or misuse' anything provided at the workplace for OHS.

## **Additional Sections to review:**

Section 21 – Duties of employers to employees

Section 23 – Duties of employers to other persons

[Occupational Health and Safety \(OHS\) Act 2004 and OHS regulations 2017 | WorkSafe Victoria](#)

# Evacuation Procedure

Emergency Wardens are located at each campus to assist the SuniTAFE community during emergency events.

Wardens will be wearing orange fluoro vests and a white, yellow or red hard hat.

You must follow any instruction given by a warden during an emergency.

If you become aware of any emergency, report this to your teacher or nearest staff member immediately and alert all others in the area, who may be affected e.g. in case of fire. If required, call 000.

Posters are displayed in each building of your nearest Fire Wardens and their contact details.

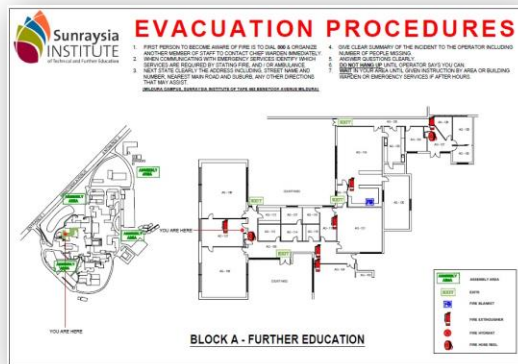


# Evacuation Procedure

In case of an emergency and when you hear the fire alarms;

- Stop what you are doing
- Wait for instructions from your teacher or emergency warden
- Evacuate to an Emergency Assembly Point if you are instructed to do so or see an immediate threat

Be prepared and familiarise yourself with the emergency exits nearest to your location.





# Evacuation meeting points - Mildura



# Evacuation meeting points – Swan Hill





# Evacuation meeting points - Farm





# Lockdown Procedure

SuniTAFE has plans in place to respond to violent or aggressive persons. This includes “locking down” if required.

Follow directions of staff to safe lockable space.

If a student encounters a violent or aggressive person they should;

- Move from danger to safety, away from the person
- Move to a safe lockable space e.g. a classroom.
- Alert others in the area.
- Contact 000
- Contact Security 5022 7855
- Remain in safe lockable space until advised it is safe to exit

# First Aid

There are first aid kits and trained first aid officers throughout SuniTAFE.

Posters are displayed in each building of your nearest First Aid Officer and their contact details.

Kit locations are identified by the symbol shown.



Any student who is injured must report the injury to their teacher who will get assistance from a first aid officer. An Accident/Injury/Illness Report must be completed and sent to the WHS Manager.

For serious injuries or illnesses, your emergency contact person, that you provided on enrolment, will be contacted and an ambulance may be called.

In emergencies dial 000 and notify the nearest staff member.

# Student Code of Conduct & Student Support Services

- Student Code of Conduct Policy [Student Code of Conduct Policy \(sunitafe.edu.au\)](https://sunitafe.edu.au) including the understanding of not to attend the institute whilst unwell with an airborne and/or direct contact disease.
- OHS Policy [Occupational Health and Safety Policy \(sunitafe.edu.au\)](https://sunitafe.edu.au)
- Smoking & Vaping Restrictions in the Workplace Policy [Smoking & Vaping Restrictions in the Workplace Policy \(sunitafe.edu.au\)](https://sunitafe.edu.au)


## Student Support Services

A free and confidential service for students across all SuniTAFE campuses, SuniTAFE Student Support Services aim to facilitate a positive learning environment for students by providing information, advocacy, resources, disability support, counselling, personal wellbeing & referral services to meet individual needs.

Team Leader Student support Services [03 5022 3722](tel:0350223722) or [0447 951 233](tel:0447951233)



# Designated Smoking/Vaping Areas - Mildura Campus





# Designated Smoking/Vaping Areas - Swan Hill Campus



# Designated Smoking/Vaping Areas - Farm





# Traffic Safety

SuniTAFE campuses are busy places with many pedestrians, and significant traffic. Interaction between pedestrians and traffic is a significant risk that must be managed.

Speed limits are sign posted, and MUST be adhered to at all times.

Drivers MUST give way to pedestrians at pedestrian crossings.

## **DANGEROUS DRIVING IS CONSIDERED A SERIOUS BREACH OF THE STUDENT CODE OF CONDUCT**

When moving around the campus as a pedestrian, use designated walkways and pedestrian crossings, and remain alert and aware of your surroundings.

The roads within SuniTAFE campuses are classed as public roads and all normal road rules apply and are enforced.



# Authorised Areas

Students are to remain in the areas designated for student access. Students may be required to undertake specific workshop inductions before entering workshop/learning spaces.

Students are not permitted to enter any 'staff only' areas including staff offices and tea rooms without being accompanied by a member of staff.

## Residence

SuniTAFE has accommodation units for students living on campus.

No other students apart from those who are residents on campus are to enter any part of the residence area, unless invited and you have completed the Residence visitors sign in sheet located at the entrance.



# Personal Protective Equipment (PPE)

Some work areas, activities and equipment require persons to wear appropriate PPE. You will be advised of these requirements by your teacher.

Students will not be able to participate in activities if they do not have the correct PPE for the class.

Some signage you will see indicating mandatory PPE requirements.






# Chemical Safety

Safety Data Sheets are available for chemicals used in your area, they should be read and understood before using any chemical.

SDS provide information on the chemical including;

- Properties of the substance
- Health effects and hazards
- First aid information
- Safe use precautions and appropriate PPE

MSDS Blank - Public version File://hmsnet/Downloads/working/0504.htm



### Section 1: Identification of the Material and Supplier

product name: bleach  
other names: dilute sodium hypochlorite solution.  
proper shipping name (ADG code): none assigned.  
recommended use: As a bleach.  
dilute and use as directed on the product label.  
supplier: hunters products (tas) Pty. Ltd.,  
A.C.N. 004 601 263

<b>HEAD OFFICE</b> 60 GILGOW STREET, INVERWAY TAS 7248 Tel: 03 6331 4785 Fax: 03 6334 1065	<b>ROBART OFFICE</b> 100 ALBERT ROAD, MOCHAN TAS 7009 Tel: 03 6228 7955 Fax: 03 6228 7958	<b>SUNSHINE OFFICE</b> 29 HEART STREET, WYVENHOE TAS 7320 Tel: 03 6421 9627 Fax: 03 6422 2083
--	---	---

emergency phone numbers:  
transport/fire emergency: 000 (emergency services)  
medical emergency: 131126 (poisons information centre)

### Section 2: Hazards Identification

classified as hazardous according to criteria of worksafe Australia.  
non-dangerous goods.

<b>risk phrases:</b>	<b>R: 31</b> contact with acids liberates toxic gas. <b>R: 36/38</b> irritating to skin and eyes.
<b>safety phrases:</b>	<b>S: 1/2</b> keep locked up and out of the reach of children. <b>S: 26</b> After contact with skin, wash immediately with plenty of water. <b>S: 45</b> In case of accident or if you feel unwell, seek medical advice immediately (show the label where possible). <b>S: 50</b> do not mix with other chemicals.

1 of 7 06/07/07 16:06

# Ergonomics

Sitting for sustained periods is an occupational hazard for students. Take standing breaks regularly (in consultation with your teacher)

SuniTAFE endeavours to ensure that all class room furniture is fit for purpose and meets Australian Standards.

Students should;

- Use adjustable chairs when available.
- Report broken damaged furniture to their teacher

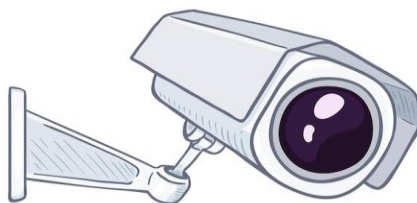


# Cameras on campus

There are many security cameras installed on SuniTAFE sites, including in classrooms and carpark.

The use of the camera is governed by an institute Surveillance Systems Policy. Footage is only accessed in response to an incident, e.g. a theft, or an accident.

A copy of this policy can be obtained via WHS Manager [gloeckenhoff@sunitafe.edu.au](mailto:gloeckenhoff@sunitafe.edu.au), if required.





# Excursions and Workplace visits

Each Department must ensure that students are advised of excursions during the program induction process.

Each student should be informed of their rights and responsibilities while on an excursion. The Staff Member in Charge will provide each student with a comprehensive itinerary for the excursion including: purpose, dates, locations, departure and arrival times, costs, dress code and transport arrangements.

The Staff Member in Charge will arrange to remove any student from an excursion who breaches the Student Code of Conduct Policy as agreed on the Excursion Consent Form.



# Specific study area inductions

On commencement of your course, please discuss with your teacher any questions or clarity required around this WHS Student Induction process, if you require.

## **Tour**

You will be taken on a tour of your specific study area and be inducted into any further work health and safety requirements that you need to know.

## **Continuous Improvement**

This document is not to be amended. If a student or teacher has any ideas that will improve this information being provided, please contact the WHS Manager with your suggestion.

[gloeckenhoff@sunitafe.edu.au](mailto:gloeckenhoff@sunitafe.edu.au)



